




ICE

2013 Trike model range





ICE was established in 1998 by recumbent enthusiasts Chris Parker and Neil Selwood. They were driven by two ideals: to design, develop and produce the ultimate in recumbent trikes, and to support ICE owners with excellent customer service.

Over the decades the company has come a long way, but we continue to champion those ideals. Today, thousands of customers across 22 countries enjoy fun and freedom on their ICE trikes.



We are more than recumbent enthusiasts; we are experts in design, engineering, and production.

We are responsible for many major innovations in recumbent trike design, including no-brake-steer geometry, road-response suspension and twist-folding frames. But this isn't invention for the sake of novelty; we use the latest technologies, finest materials and traditional workshop craftsmanship to design and build trikes that are second to none and built to last.



Reliable and assured,  
but never dull.

Sit back and enjoy the ride.  
Be it a luxurious cruise or  
thrilling downhill descent,  
for a weekend tour or  
leaving others for dust.  
Whatever your challenge,  
whatever your pace, ICE  
trikes can take you there.

Enjoy the laid-back pace of recumbent cycling on a beautifully designed, luxurious, ICE Adventure. Cruise the open road, discover hidden trails, and explore new horizons.

All trikes in the Adventure range are available with standard or heavy-duty (HD) frame and fittings.



Watch Adventure  
promo film



**Comfortable Seat :**

Air-flow mesh and cushioning pads combine in the comfortable and supportive Ergo-Flow seat.

**Wide Range Gearing :**

Specially selected gears make light work of hills.

**Smooth Suspension :**

Custom designed suspension provides a superior riding experience by smoothing out the lumps and bumps of the trail.

**Quick and Easy Fold :**

A hinged frame allows the trike to be folded neatly in seconds, for easy storage or transportation.



**Adjustable Fit :**

An adjustable boom, seat, and handlebars ensures the perfect fit for every rider.

**Safe Handling :**

Refined engineering design and quality components provide a intuitive and safe ride through corners and when braking.

At the heart of the ICE Adventure lie decades of engineering expertise.

This heritage of innovation and development produces a trike that is beautifully engineered, rides like a dream and offers practical features for everyday use.



## Adventure



A luxurious trike with refined design features.

Features : Hard-tail trike with 20" rear wheel  
 Fold : Compact Flat-Twist fold  
 Brakes : Sturmey Archer drum brakes  
 Drivetrain : 27 speed SRAM X5  
 Parking Brake : Avid V-type  
 Colours : Marine Blue  
 Seat : Ergo-Flow Mesh

## Adventure RS



A luxurious trike with refined design features, including rear suspension for a smooth ride.

Features : 20" wheel with rear suspension  
 Fold : Compact Flat-Twist fold  
 Brakes : Sturmey Archer drum brakes  
 Drivetrain : 27 speed SRAM X5/X7  
 Parking Brake : Avid V-type  
 Colours : Marine Blue, Fire Red, or Ink Black  
 Seat : Ergo-Flow Mesh

## Adventure FS



A luxurious trike with refined design features, including front and rear suspension for the smoothest ride.

Features : 20" wheel with front and rear suspension  
 Fold : Compact Flat-Twist fold  
 Brakes : Sturmey Archer drum brakes  
 Drivetrain : 27 speed SRAM X5/X7  
 Parking Brake : Avid V-type  
 Colours : Marine Blue, Fire Red, or Ink Black  
 Seat : Ergo-Flow Mesh

## Adventure FS+



A superior trike with refined design features, front and rear suspension for the smoothest ride, and enhanced components for effortless performance.

Features : 20" wheel with front and rear suspension  
 Fold : Compact Flat-Twist fold  
 Brakes : Tektro hydraulic disc brakes  
 Drivetrain : 30 speed SRAM bar end shifters  
 Parking Brake : Disc type  
 Colours : Marine Blue, Fire Red, or Ink Black  
 Seat : Ergo-Flow Mesh

**Comfortable Seat :**

Air-flow mesh and cushioning pads combine in the comfortable and supportive Ergo-Flow HD seat with generous proportions.

**Wide Range Gearing :**

Specially selected gears make light work of hills.

**Smooth Suspension :**

Custom designed suspension provides a superior riding experience by smoothing out the lumps and bumps of the trail.

**Quick and Easy Fold :**

A hinged frame allows the trike to be folded neatly in seconds, for easy storage or transportation.

**Larger Cockpit :**

Extra wide cruciform gives more cockpit space.

**Built Strong :**

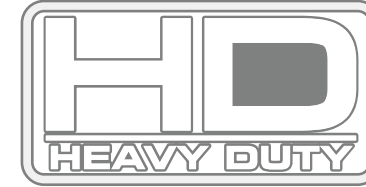
A stronger cruciform can support up to 325lbs.

**Adjustable Fit :**

An adjustable boom, seat and handlebars ensures the perfect fit for every rider.

**Safe Handling :**

Refined engineering design and quality components provide an intuitive and safe ride through corners and when braking.



The Adventure HD applies the engineering, design and functionality of the standard Adventure range, but with more generous sizing.

A larger seat, more cockpit space, and a stronger frame combine in this technically advanced trike for larger riders.





## Adventure HD



A luxurious heavy duty trike with refined design features.

Features : Hard-tail trike with 20" rear wheel  
 Fold : Compact Flat-Twist fold  
 Brakes : Sturmey Archer drum brakes  
 Drivetrain : 27 speed SRAM X5  
 Parking Brake : Avid V-type  
 Colours : Marine Blue  
 Seat : Ergo-Flow HD Mesh

## Adventure RS HD



A luxurious heavy duty trike with refined design features including rear suspension for a smooth ride.

Features : 20" wheel with rear suspension  
 Fold : Compact Flat-Twist fold  
 Brakes : Sturmey Archer drum brakes  
 Drivetrain : 27 speed SRAM X5/X7  
 Parking Brake : Avid V-type  
 Colours : Marine Blue  
 Seat : Ergo-Flow HD Mesh

## Adventure FS HD



A luxurious heavy duty trike with refined design features including front and rear suspension for the smoothest ride.

Features : 20" wheel with front and rear suspension  
 Fold : Compact Flat-Twist fold  
 Brakes : Sturmey Archer drum brakes  
 Drivetrain : 27 speed SRAM X5/X7  
 Parking Brake : Avid V-type  
 Colours : Marine Blue  
 Seat : Ergo-Flow HD Mesh

## Adventure FS+ HD



A superior heavy duty trike with refined design features, front and rear suspension for the smoothest ride, and enhanced components for effortless performance.

Features : 20" wheel with front and rear suspension  
 Fold : Compact Flat-Twist fold  
 Brakes : Tektro hydraulic disc brakes  
 Drivetrain : 30 speed SRAM bar end shifters  
 Parking Brake : Disc type  
 Colours : Marine Blue  
 Seat : Ergo-Flow HD Mesh



Sporting performance and laid-back comfort combine in the versatile ICE Sprint. Whether you're carving bends, pushing your speed, or on a weekend tour, you'll be ready for the challenge.

All trikes in the range are available as standard Sprint or as Sprint X-type fitted with superior components for enhanced performance.

Watch Sprint  
promo film



**Ergonomic Seat :**

A combination of technical fabrics and ergonomic design makes the Ergo-Flow seat comfortable and supportive.

**Wide Range Gearing :**

Specially designed gearing makes light work of tough climbs and thrilling descents.

**Smooth Suspension :**

Custom designed suspension ensures a smooth ride that can be adjusted to your individual requirements.

**Quick and Easy Fold :**

A hinged frame allows the trike to be folded neatly in seconds for easy storage or transportation.

**Adjustable Fit :**

An adjustable boom, seat and handlebar ensures the perfect fit for every rider.

**Precise Handling :**

Refined engineering design and quality components combine to provide an agile and stable ride through corners and when braking.

The ICE Sprint is fuelled by decades of recumbent expertise and innovation.

The specialised cruciform geometry is furnished with a wealth of technical features designed to deliver sporting performance, agile handling, and everyday practicality.



## Sprint 26



A versatile and sporty trike with refined engineering.

Features : Hard tail trike with 26" rear wheel  
 Fold : Compact Flat-Twist fold  
 Brakes : Avid BB5 disc brakes  
 Drivetrain : 27 speed SRAM X5  
 Parking Brake : Avid V-type  
 Colours : Fire Red  
 Seat : Ergo-Flow Mesh

## Sprint RS



A versatile and sporty trike with refined engineering including rear suspension for a smooth ride.

Features : 20" wheel with rear suspension  
 Fold : Compact Flat-Twist fold  
 Brakes : Avid BB7 disc brakes  
 Drivetrain : 27 speed SRAM X5/X7  
 Parking Brake : Avid V-type  
 Colours : Fire Red, Marine Blue, Ink Black  
 Seat : Ergo-Flow Mesh

## Sprint FS



A versatile and sporty trike with refined engineering including front and rear suspension for the smoothest ride.

Features : 20" wheel with front and rear suspension  
 Fold : Compact Flat-Twist fold  
 Brakes : Sturmey Archer drum brakes  
 Drivetrain : 27 speed SRAM X5/X7  
 Parking Brake : Avid V-type  
 Colours : Fire Red, Marine Blue, Ink Black  
 Seat : Ergo-Flow Mesh



**Ergonomic Seat :**

A choice of the popular Ergo-Flow mesh seat or Air Pro hard-shell seat to best suit your riding style.

**Wide Range Gearing :**

Specially designed gearing makes light work of tough climbs and thrilling descents.

**Performance Components :**

Fitted with superior components giving enhanced performance.

**Smooth Suspension :**

Custom designed suspension ensures a smooth ride that can be adjusted to your individual requirements.

**Quick and Easy Fold :**

A hinged frame allows the trike to be folded neatly in seconds for easy storage or transportation.

**Bar-End Shifters :**

Fast and accurate gear shifting as expected in a sports trike.

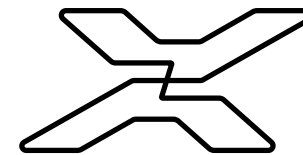
**Adjustable Fit :**

An adjustable boom, seat, and handlebar ensures the perfect fit for every rider.

**Precise Handling :**

Refined engineering design and quality components combine to provide an agile and stable ride through corners and when braking.

i



The Sprint X extends the precision engineering and design of the standard Sprint range by utilising race-specification components.

This delivers the optimal balance between sporting performance, agile handling, and everyday practicality. Sprint X trikes are available with a full range of suspension options.



## Sprint 26 X



A versatile and sporty trike with refined engineering and race specification components.

Features : Hard tail trike with 26" rear wheel  
 Fold : Compact Flat-Twist fold  
 Brakes : Avid BB7 disc brakes  
 Drivetrain : 30 speed SRAM X9  
 Parking Brake : Avid BB7 disc-type  
 Colours : Ink Black  
 Seat : Ergo-Flow Mesh

## Sprint RS X



A versatile and sporty trike with refined engineering including rear suspension for a smooth ride, and race specification components.

Features : 20" wheel with rear suspension  
 Fold : Compact Flat-Twist fold  
 Brakes : Avid BB7 disc brakes  
 Drivetrain : 30 speed SRAM X9  
 Parking Brake : Avid BB7 disc-type  
 Colours : Ink Black  
 Seat : Ergo-Flow Mesh

## Sprint FS X



A versatile and sporty trike with refined engineering including front and rear suspension for the smoothest ride, and race specification components.

Features : 20" wheel with front and rear suspension  
 Fold : Compact Flat-Twist fold  
 Brakes : Tektro Auriga Hydraulic disc  
 Drivetrain : 30 speed SRAM X9  
 Parking Brake : Avid BB7 disc-type  
 Colours : Ink Black  
 Seat : Ergo-Flow Mesh





Realise your ambition for speed. Sleek, lean, and finely tuned, the ICE Vortex delivers performance to the most exacting enthusiast and racer.

Push speed and endurance to the limit: ride one and believe.

Watch Vortex  
promo film





**Race Components :**

Fitted with highly advanced racing components and customised features to efficiently convert pedalling effort into forward motion.

**Lightweight :**

Carefully considered design and specialised components brings the Vortex+ in at under 29lbs

**Air-Pro Seat :**

A hard-shell is anatomically shaped for comfort, supports the rider through aggressive cornering and provides a firm platform to pedal against.

**Aerodynamics :**

A low seat position and recline angle to 25° minimises frontal area and reduces aerodynamic drag.

**Handling and Stability :**

An optimised cruciform geometry provides stability and nimble handling even at speed.

**Frame Rigidity :**

Constructed from 4130 chromoly steel and 7005 T6 aluminium for optimal stiffness and comfort.

Super-charged with technical expertise and specialist knowledge, the ICE Vortex is a new breed of recumbent trike.

A super-light frame incorporating cutting-edge design features with performance components to deliver an unparalleled speed machine.





# Vortex



A performance racing trike with exceptional features.

Seat :	Air-Pro Glass Fibre
Brakes :	Avid BB7 disc
Shifters :	SRAM TT500 bar end
Chainset :	Truvativ Elita
Front Derailleur :	Microshift Triple
Rear Derailleur :	SRAM X9
Cassette :	SRAM PG1070
Weight :	33.3lbs (14.7kgs)
Colours :	Polar White

# Vortex+



A performance racing trike with unsurpassed features.

Seat :	Air-Pro Carbon Fibre
Brakes :	
Shifters :	SRAM TT900 bar end carbon
Chainset :	SRAM Force Carbon
Front Derailleur :	SRAM Rival
Rear Derailleur :	SRAM XX
Cassette :	SRAM XG1080
Weight :	28.7lbs (13 kgs)
Colours :	Polar White

When exploring hidden trails, cruising the open road, or pushing your speed, it's the little extras that make a good ride great. ICE accessories are afforded the same level of advanced design and engineering as ICE trikes, so you can be assured of their quality and reliability.

From cranks to computers, storage to shifters, there is a wide range of accessories to customise your trike to your own requirements.

See the ICE website for the full range of accessories.



# Accessories





#### NECK REST:

Fully adjustable to support the neck and enhance comfort.

#### RACK:

A range of rear racks suitable for all ICE trikes, tested to carry heavy loads.

#### SIDE PODS:

Mounted behind the seat, these bags are convenient, lightweight, and provide generous storage space.

#### MUDGUARDS / FENDERS:

Custom designed for ICE trikes, these fit over a wide range of tyres to protect you and the frame from dirt and water spray.



#### HANDLEBAR BAG MOUNT:

Fits a standard bicycle handlebar bag, and is ideal for accessing items without getting off the trike.

#### FRONT LIGHT MOUNT:

Provides a firm mounting point to fix one or more front lights.

#### CHAINRING GUARD:

Mounted around the chainring to protect against snagging and oily marks.

#### QUICK RELEASE KIT:

Fits to the mudguards, front wheels, and boom to make removal and adjustment quick and easy.

# Accessories



## Front Mudguard

ICE front mudguards have been custom developed for our trikes; fully adjustable to different tyre sizes, they protect as well as looking good.



## Rear Mudguard

The ICE rear mudguard offers great protection and can be adjusted to suit different tyre sizes.



## Rear Rack

We offer rear racks tested to carry heavy loads with options available to fit all models.



## FF & FB Brackets

These bracket mounts are used to accommodate particularly tall or short riders, see our website for more information.



## Drum & Disk Brakes

We offer a choice of brakes: mechanical or hydraulic disc brakes and drum brakes. Contact your dealer for details.



## Front Light Mount

The front light mount provides a firm mounting point, ideal for taking one or more lights for those winter rides.



## Mirror Mount

The ICE mirror mount attaches just below the hand grip providing you with an alternative fixing point for your mirror.



## Parking Brakes

Ideal for tours in mountainous regions - Use partially when descending to save your front brakes or fully as a strong parking brake on steep hills.



## Elastomers

We sell a variety of elastomers to adjust the stiffness of your front and rear suspension. Ask your dealer for more information.



## Handlebar Bag Mount & Bag

The ICE side handlebar bag mount is built to fit a standard bicycle handlebar bag and is very useful for accessing items without getting off the trike.



## Radical Side Pods

These bags are supported by the seat and offer an easy and convenient storage solution.



## Neck Rest

The ICE neck rest is fully adjustable for both height and angle giving increased comfort on long rides.



## Computer Sensor/Display mounts

We sell a variety of trike computer mounts. Ask your dealer or see our website for full details.



## Bottle Cage Riser

The ICE Bottle Cage Riser reverses the direction that the bottle cage sits making the bottle easier to access.



## Easy Adjust Kit

The easy adjust chain kit allows the boom length to be changed quickly to accommodate different riders.



## Short Cranks

We recommend a short crank chainset with 152mm cranks for riders under 5'4".



## Air-Pro Hardshell Seat

Upgrade the standard mesh seat to the Air-Pro in carbon or glass fibre. Choose from two sizes. (selected models only)



## Quick Release Kit

The quick release kit allows the mudguards and front wheels to be removed, and the boom adjusted easily without needing tools



## Chaining Guard

The chaining guard is an added safety feature but also prevents you from accidentally brushing against your oily chainrings.



## Flag & Mirror

We provide an ICE Flag and Mirrycle mirror with every trike.



## Bar End Shifters

For those who prefer bar end shifters over the standard grip shift we offer a bar end shifter option for all models.



## Helping Handles

The ICE helping handles makes getting in and out of your Adventure a breeze. A great accessory if you struggle to get into your trike.



## Radical Panniers

The large side bags give significant storage capacity and are mounted on the seat and rack.



## Bottle Cage & Bottle

The ICE 750ml water bottle is a high quality and durable bottle and fits perfectly in our Sior Elite bottle cage.

Specifications		Adventure	Adventure HD	Adventure RS	Adventure RS HD	Adventure FS	Adventure FS HD	Adventure FS+	Adventure FS+ HD	Adventure FS+ HD	Frame	
Dimensions & Weights	<b>Frame</b>	ICE Optimised folding frame with 4130 Chromoly steel cruciform and 7005 aluminium series heat treated boom and rear section	ICE Optimised folding frame with heavy duty 4130 Chromoly steel cruciform and 7005 aluminium series heat treated boom and rear section	ICE Optimised folding frame with 4130 Chromoly steel cruciform and 7005 aluminium series heat treated boom and rear section	ICE Optimised folding frame with heavy duty 4130 Chromoly steel cruciform and 7005 aluminium series heat treated boom and rear section	ICE Optimised folding frame with 4130 Chromoly steel cruciform and 7005 aluminium series heat treated boom and rear section	ICE Optimised folding frame with heavy duty 4130 Chromoly steel cruciform and 7005 aluminium series heat treated boom and rear section	ICE Optimised folding frame with 4130 Chromoly steel cruciform and 7005 aluminium series heat treated boom and rear section	ICE Optimised folding frame with heavy duty 4130 Chromoly steel cruciform and 7005 aluminium series heat treated boom and rear section	ICE Optimised folding frame with heavy duty 4130 Chromoly steel cruciform and 7005 aluminium series heat treated boom and rear section	<b>Frame</b>	
	<b>Fold</b>	ICE Compact Flat Twist (C.F.T)	ICE Compact Flat Twist (C.F.T)	ICE Compact Flat Twist (C.F.T)	ICE Compact Flat Twist (C.F.T)	ICE Compact Flat Twist (C.F.T)	ICE Compact Flat Twist (C.F.T)	ICE Compact Flat Twist (C.F.T)	ICE Compact Flat Twist (C.F.T)	ICE Compact Flat Twist (C.F.T)	<b>Fold</b>	
	<b>Overall width</b>	32.5" (825mm)	34" (863mm)	32.5" (825mm)	34" (863mm)	33" (838mm)	34" (863mm)	32" (813mm)	34" (863mm)	34" (863mm)	<b>Overall width</b>	
	<b>Overall length</b>	65"-74.5" (1651mm-1892mm)	66" -75.5" (1676mm-1917mm)	66.5" -76" (1689mm-1930mm)	67.5" -77" (1714mm-1955mm)	66.5" -76" (1689mm-1930mm)	67.5" -77" (1714mm-1955mm)	66.5" -76" (1689mm-1930mm)	67.5" -77" (1714mm-1955mm)	67.5" -77" (1714mm-1955mm)	<b>Overall length</b>	
	<b>Track width</b>	29.5" (750mm)	31.5" (800mm)	29.5" (750mm)	31.5" (800mm)	30" (762mm)	31.5" (800mm)	30" (762mm)	31.5" (800mm)	31.5" (800mm)	<b>Track width</b>	
	<b>Folded width</b>	32.5" (825mm)	34" (863mm)	32.5" (825mm)	34" (863mm)	33" (838mm)	34" (863mm)	32" (813mm)	34" (863mm)	34" (863mm)	<b>Folded width</b>	
	<b>Folded length*</b>	38" - 47.5" (965mm-1206mm)	39" - 48.5" (990mm-1231mm)	38" - 47.5" (965mm-1206mm)	39" - 48.5" (990mm-1231mm)	38" - 47.5" (965mm-1206mm)	39" - 48.5" (990mm-1231mm)	38" - 47.5" (965mm-1206mm)	39" - 48.5" (990mm-1231mm)	39" - 48.5" (990mm-1231mm)	<b>Folded length*</b>	
	<b>Folded height*</b>	22.5" (572mm)	22.5" (572mm)	22.5" (572mm)	22.5" (572mm)	24" (610mm)	22.5" (572mm)	24" (610mm)	22.5" (572mm)	22.5" (572mm)	<b>Folded height*</b>	
	<b>Seat height</b>	12" (305mm)	12" (305mm)	12" (305mm)	12" (305mm)	13" (330mm)	12" (305mm)	13" (330mm)	12" (305mm)	13" (330mm)	<b>Seat height</b>	
	<b>Seat angle adjust</b>	42 - 49 degrees	42 - 49 degrees	42 - 49 degrees	42 - 49 degrees	42 - 49 degrees	42 - 49 degrees	42 - 49 degrees	42 - 49 degrees	42 - 49 degrees	<b>Seat angle adjust</b>	
	<b>Seat type</b>	ICE Ergo-Flow mesh with integral pocket	Large ICE Ergo-Flow mesh with integral pocket	ICE Ergo-Flow mesh with integral pocket	Large ICE Ergo-Flow mesh with integral pocket	ICE Ergo-Flow mesh with integral pocket	Large ICE Ergo-Flow mesh with integral pocket	ICE Ergo-Flow mesh with integral pocket	ICE Ergo-Flow mesh with integral pocket	Large ICE Ergo-Flow mesh with integral pocket	<b>Seat type</b>	
	<b>Turning circle</b>	12'6" (3.85m)	12'9" (3.9m)	12'7" (3.85m)	12'9" (3.9m)	12'7" (3.85m)	12'9" (3.9m)	12'7" (3.85m)	12'9" (3.9m)	12'9" (3.9m)	<b>Turning circle</b>	
<b>Rider weight limit</b>	275lbs (125kg)	325lb (150kg)	275lbs (125kg)	325lb (150kg)	275lbs (125kg)	325lb (150kg)	275lbs (125kg)	325lb (150kg)	325lb (150kg)	<b>Rider weight limit</b>		
<b>Overall weight**</b>	36.9lb (16.8kg)	39.2lbs (17.8kg)	37.2lb (16.9kg)	39.5lbs (17.9kg)	39.9lb (18.1kg)	42.2lbs (19.1kg)	39lb (17.7kg)	41.3lbs (18.7kg)	41.3lbs (18.7kg)	<b>Overall weight**</b>		
<b>Rider size range (x-seam)</b>	37"-50" (940mm-1207mm)	37" -52" (940mm-1321mm)	37" -50" (940mm-1207mm)	37" -52" (940mm-1321mm)	37" -50" (940mm-1207mm)	37" -52" (940mm-1321mm)	37" -50" (940mm-1207mm)	37" -50" (940mm-1207mm)	37" -52" (940mm-1321mm)	<b>Rider size range (x-seam)</b>		
Suspension	<b>Front Suspension</b>	n/a	n/a	n/a	n/a	ICE RRS - 1.57" ( 40mm travel)	ICE RRS - 1.57" ( 40mm travel)	ICE RRS - 1.57" ( 40mm travel)	ICE RRS - 1.57" ( 40mm travel)	ICE RRS - 1.57" ( 40mm travel)	<b>Front suspension (travel)</b>	
	<b>Rear Suspension</b>	n/a	n/a	ICE RRS - 4" (100mm travel)	ICE RRS - 4" (100mm travel)	ICE RRS - 4" (100mm travel)	ICE RRS - 4" (100mm travel)	ICE RRS - 4" (100mm travel)	ICE RRS - 4" (100mm travel)	ICE RRS - 4" (100mm travel)	<b>Rear suspension (travel)</b>	
Components	<b>Rear tyre</b>	Marathon Racer 20" x 1.5" (40 x 406)	Schwalbe Big Apples 20" x2.00 (50x406)	Schwalbe Marathon Racer 20" x1.5" (40x406)	Schwalbe Big Apple 20" x2.00 (50x406)	Schwalbe Marathon Racer 20" x1.5" (40x406)	Schwalbe Big Apple 20" x2.00 (50x406)	Schwalbe Marathon Racer 20" x1.5" (40x406)	Schwalbe Big Apple 20" x2.00 (50x406)	Schwalbe Marathon Racer 20" x1.5" (40x406)	Schwalbe Big Apple 20" x2.00 (50x406)	<b>Rear tyre</b>
	<b>Front tyres</b>	Marathon Racer 20" x 1.5" (40 x 406)	Schwalbe Big Apples 20" x2.00 (50x406)	Schwalbe Marathon Racer 20" x1.5" (40x406)	Schwalbe Big Apple 20" x2.00 (50x406)	Schwalbe Marathon Racer 20" x1.5" (40x406)	Schwalbe Big Apple 20" x2.00 (50x406)	Schwalbe Marathon Racer 20" x1.5" (40x406)	Schwalbe Big Apple 20" x2.00 (50x406)	Schwalbe Marathon Racer 20" x1.5" (40x406)	Schwalbe Big Apple 20" x2.00 (50x406)	<b>Front tyres</b>
	<b>Front brakes</b>	Sturmey Archer Drum	Sturmey Archer Drum	Sturmey Archer Drum	Sturmey Archer Drum	Sturmey Archer Drum	Sturmey Archer Drum	Sturmey Archer Drum	Tektro Auriga Hydraulic disc (Mirrored pair)	Tektro Auriga Hydraulic disc (Mirrored pair)	<b>Front brakes</b>	
	<b>Brake levers</b>	Tektro (4 finger)	Tektro (4 finger)	Tektro (4 finger)	Tektro (4 finger)	Tektro (4 finger)	Tektro (4 finger)	Tektro (4 finger)	Tektro Volans	Tektro Volans	<b>Brake levers</b>	
	<b>Parking brake</b>	Avid Single digit 3 (V Brake)	Avid Single digit 3 (V Brake)	Avid Single digit 3 (V Brake)	Avid Single digit 3 (V Brake)	Avid Single digit 3 (V Brake)	Avid Single digit 3 (V Brake)	Avid Single digit 3 (V Brake)	Avid BB7 160mm disc	Avid BB7 160mm disc	<b>Parking brake</b>	
	<b>Parking brake lever</b>	Independent lever	Independent lever	Independent lever	Independent lever	Independent lever	Independent lever	Independent lever	Independent lever	Independent lever	<b>Parking brake lever</b>	
	<b>Front derailleur</b>	Microshift Triple	Microshift Triple	SRAM X7	SRAM X7	SRAM X7	SRAM X7	SRAM X7	SRAM X7	SRAM X7	<b>Front derailleur</b>	
	<b>Rear derailleur</b>	SRAM X5	SRAM X5	SRAM X7	SRAM X7	SRAM X7	SRAM X7	SRAM X7	SRAM X9	SRAM X9	<b>Rear derailleur</b>	
	<b>Shifters</b>	SRAM X5 twist grip	SRAM X5 twist grip	SRAM X5 twist grip	SRAM X5 twist grip	SRAM X5 twist grip	SRAM X5 twist grip	SRAM X5 twist grip	SRAM TT500	SRAM TT500	<b>Shifters</b>	
	<b>Chainset</b>	Truvativ Isoflow Road 30/42/52 170mm	Truvativ Isoflow Road 30/42/52 170mm	Truvativ Firex 26/36/48 170mm	Truvativ Firex 26/36/48 170mm	Truvativ Firex 26/36/48 170mm	Truvativ Firex 26/36/48 170mm	Truvativ Firex 26/36/48 170mm	Truvativ Firex 26/36/48 170mm	Truvativ Firex 26/36/48 170mm	<b>Chainset</b>	
	<b>Cassette</b>	SRAM PG 950 11-32 9 speed	SRAM PG 950 11-32 9 speed	ICE custom Capreo 9-32 9 speed	ICE custom Capreo 9-32 9 speed	ICE custom Capreo 9-32 9 speed	ICE custom Capreo 9-32 9 speed	ICE custom Capreo 9-32 9 speed	ICE custom Capreo 9-34 10 speed	ICE custom Capreo 9-34 10 speed	<b>Cassette</b>	
	<b>Gear range</b>	18.2" -91.7" (1.45m - 7.31m)	18.2" -91.7" (1.45m - 7.31m)	15.7" -103.5" (1.255m - 8.28m)	15.7" -103.5" (1.255m - 8.28m)	15.7" -103.5" (1.255m - 8.28m)	15.7" -103.5" (1.255m - 8.28m)	15.7" -103.5" (1.255m - 8.28m)	14.84" -103.5" (1.18m - 8.28m)	14.84" -103.5" (1.18m - 8.28m)	<b>Gear range</b>	
	<b>Idler</b>	ICE lightweight with twin sealed ball bearings	ICE lightweight with twin sealed ball bearings	ICE lightweight with twin sealed ball bearings	ICE lightweight with twin sealed ball bearings	ICE lightweight with twin sealed ball bearings	ICE lightweight with twin sealed ball bearings	ICE lightweight with twin sealed ball bearings	ICE lightweight with twin sealed ball bearings	ICE lightweight with twin sealed ball bearings	<b>Idler</b>	
	<b>Handlebars</b>	ICE Adjustable quad bend	ICE Adjustable wide-set quad bend	ICE Adjustable quad bend	ICE Adjustable wide-set quad bend	ICE Adjustable quad bend	ICE Adjustable wide-set quad bend	ICE Adjustable quad bend	ICE Adjustable quad bend	ICE Adjustable wide-set quad bend	<b>Handlebars</b>	
	<b>Rear rack mounts</b>	Yes	Yes	Yes	Yes	Yes	Yes	Yes	Yes	Yes	<b>Rear rack mounts</b>	
	<b>Bottle mounts</b>	Front boom + Frame	Front boom + Frame	Front boom + Frame	Front boom + Frame	Front boom + Frame	Front boom + Frame	Front boom + Frame	Front boom + Frame	Front boom + Frame	<b>Bottle mounts</b>	
	Standard fit Accessories	<b>Flag</b>	ICE reflective, 3 piece pole	ICE reflective, 3 piece pole	ICE reflective, 3 piece pole	ICE reflective, 3 piece pole	ICE reflective, 3 piece pole	ICE reflective, 3 piece pole	ICE reflective, 3 piece pole	ICE reflective, 3 piece pole	ICE reflective, 3 piece pole	<b>Flag</b>
<b>Mirror</b>		Mountain Mirrycle	Mountain Mirrycle	Mountain Mirrycle	Mountain Mirrycle	Mountain Mirrycle	Mountain Mirrycle	Mountain Mirrycle and ICE Mirror mount	Mountain Mirrycle and ICE Mirror mount	Mountain Mirrycle and ICE Mirror mount	<b>Mirror</b>	

\*Varies depending on setup for individual riders. \*\*Weights quoted are for models in standard configuration and do not include pedals.

For full model specifications please visit our website at: [www.icetrikes.com](http://www.icetrikes.com)

Specifications	Sprint 26	Sprint 26 X	Sprint RS	Sprint RS X	Sprint FS	Sprint FS X	Vortex	Vortex +			
<b>Frame</b>	ICE Optimised folding frame with 4130 Chromoly steel cruciform and 7005 aluminium series heat treated boom and rear section	ICE Optimised folding frame with 4130 Chromoly steel cruciform and 7005 aluminium series heat treated boom and rear section	ICE Optimised folding frame with 4130 Chromoly steel cruciform and 7005 aluminium series heat treated boom and rear section	ICE Optimised folding frame with 4130 Chromoly steel cruciform and 7005 aluminium series heat treated boom and rear section	ICE Optimised folding frame with 4130 Chromoly steel cruciform and 7005 aluminium series heat treated boom and rear section	ICE Optimised folding frame with 4130 Chromoly steel cruciform and 7005 aluminium series heat treated boom and rear section	ICE Optimised folding frame with 4130 Chromoly steel cruciform and 7005 aluminium series heat treated boom and rear section	ICE Optimised frame with 4130 Chromoly steel cruciform and 7005 aluminium series heat treated boom and rear section	ICE Optimised frame with 4130 Chromoly steel cruciform and 7005 aluminium series heat treated boom and rear section	<b>Frame</b>	
<b>Dimensions &amp; Weights</b>	<b>Fold</b>	ICE Compact Flat Twist (C.F.T)	ICE Compact Flat Twist (C.F.T)	ICE Compact Flat Twist (C.F.T)	ICE Compact Flat Twist (C.F.T)	ICE Compact Flat Twist (C.F.T)	ICE Compact Flat Twist (C.F.T)	Separable	Separable	<b>Fold</b>	
	<b>Overall width</b>	31.5" (800mm)	31.5" (800mm)	31.5" (800mm)	31.5" (800mm)	33" (838mm)	32" (813mm)	29.5" (750mm)	29.5" (750mm)	<b>Overall width</b>	
	<b>Overall length</b>	75" -84.5" (1905mm-2146)	75" -84.5" (1905mm-2146)	68.5" -78" (1740mm-1981mm)	68.5" -78" (1740mm-1981mm)	68.5" -78" (1740mm-1981mm)	68.5" -78" (1740mm-1981mm)	78.5" -88" (1994mm-2235mm)	78.5" -88" (1994mm-2235mm)	<b>Overall length</b>	
	<b>Track width</b>	29.5" (750mm)	29.5" (750mm)	29.5" (750mm)	29.5" (750mm)	30" (762mm)	30" (762mm)	27.5" (700mm)	27.5" (700mm)	<b>Track width</b>	
	<b>Folded width</b>	31.5" (800mm)	31.5" (800mm)	31.5" (800mm)	31.5" (800mm)	33" (838mm)	32" (813mm)	n/a	n/a	<b>Folded width</b>	
	<b>Folded length*</b>	41" - 50.5" (1041mm-1282mm)	41" - 50.5" (1041mm-1282mm)	41" - 50.5" (1041mm-1282mm)	41" - 50.5" (1041mm-1282mm)	41" - 50.5" (1041mm-1282mm)	41" - 50.5" (1041mm-1282mm)	41" - 50.5" (1041mm-1282mm)	n/a	n/a	<b>Folded length*</b>
	<b>Folded height*</b>	24" (610mm)	24" (610mm)	19.5" (495mm)	19.5" (495mm)	19.5" (495mm)	19.5" (495mm)	n/a	n/a	<b>Folded height*</b>	
	<b>Seat height</b>	8" (200mm)	8" (200mm)	8" (200mm)	8" (200mm)	9" (225mm)	9" (225mm)	6.5" (165mm)	6.5" (165mm)	<b>Seat height</b>	
	<b>Seat angle adjust</b>	37 - 44 degrees	37 - 44 degrees	37 - 44 degrees	37 - 44 degrees	37 - 44 degrees	37 - 44 degrees	25-32 degrees	25-32 degrees	<b>Seat angle adjust</b>	
	<b>Seat type</b>	ICE Ergo-Flow mesh with integral pocket	ICE Ergo-Flow mesh with integral pocket	ICE Ergo-Flow mesh with integral pocket	ICE Ergo-Flow mesh with integral pocket	ICE Ergo-Flow mesh with integral pocket	ICE Ergo-Flow mesh with integral pocket	ICE Air-Pro	ICE Air Pro Carbon	<b>Seat type</b>	
	<b>Turning circle</b>	19' (5.8m)	19' (5.8m)	18' (5.5m)	18' (5.5m)	18' (5.5m)	18' (5.5m)	18' (5.5m)	18' (5.5m)	<b>Turning circle</b>	
	<b>Rider weight limit</b>	275lbs (125kg)	275lbs (125kg)	275lbs (125kg)	275lbs (125kg)	275lbs (125kg)	275lbs (125kg)	230lbs (104kg)	230lbs (104kg)	<b>Rider weight limit</b>	
<b>Overall weight**</b>	38.6lb (17.6kg)	39.1lb (17.7kg)	37lb (16.6kg)	36.5lb (16.7kg)	39.9lb (18.1kg)	40.4lb (18.3kg)	32.33lbs (14.66kg)	28.75lbs (13.04kg)	<b>Overall weight**</b>		
<b>Rider size range (x-seam)</b>	35"-50" (889mm-1207mm)	35"-50" (889mm-1207mm)	35"-50" (889mm-1207mm)	35"-50" (889mm-1207mm)	35"-50" (889mm-1207mm)	35"-50" (889mm-1207mm)	37" - 48" (940mm - 1219mm)	37" - 48" (940mm - 1219mm)	<b>Rider size range (x-seam)</b>		
<b>Suspension</b>	<b>Front suspension</b>	n/a	n/a	n/a	n/a	ICE RRS - 1.57" ( 40mm travel)	ICE RRS - 1.57" (40mm travel)	n/a	n/a	<b>Front suspension (travel)</b>	
	<b>Rear suspension</b>	n/a	n/a	ICE RRS - 4" (100mm travel)	ICE RRS - 4" (100mm travel)	ICE RRS - 4" (100mm travel)	ICE RRS - 4" (100mm travel)	n/a	n/a	<b>Rear suspension (travel)</b>	
<b>Components</b>	<b>Rear tyre</b>	Marathon Racer 26" x 1.5" (40 x 559)	Schwalbe Kojak 26" (35x559)	Schwalbe Marathon Racer 20"x1.5" (40x406)	Schwalbe Kojak 20" (35x406)	Schwalbe Marathon Racer 20" x1.5" (40x406)	Schwalbe Kojak 20" (35x406)	Schwalbe Durano 700c (28x622)	Schwalbe Ultramo ZX 700c (23x622)	<b>Rear tyre</b>	
	<b>Front tyres</b>	Marathon Racer 20" x 1.5" (40 x 406)	Schwalbe Kojak 20" (35x406)	Schwalbe Marathon Racer 20"x1.5" (40x406)	Schwalbe Kojak 20" (35x406)	Schwalbe Marathon Racer 20" x1.5" (40x406)	Schwalbe Kojak 20" (35x406)	Schwalbe Durano 20" (28x406)	Schwalbe Ultramo ZX 20" (23x406)	<b>Front tyres</b>	
	<b>Front brakes</b>	Avid BB5 160mm disc	Avid BB7 160mm disc	Avid BB7 160mm disc	Avid BB7 160mm disc	Sturmev Archer Drum (Mirrored pair)	Tektro Auriga Hydraulic disc (Mirrored pair)	Avid BB7 160mm disc	Tektro Auriga Hydraulic disc (Mirrored pair)	<b>Front brakes</b>	
	<b>Brake levers</b>	Tektro (4 finger)	Avid Speed Dial 7	Tektro (4 finger)	Tektro (4 finger)	Tektro (4 finger)	Tektro Volans	Avid Speed Dial 7	Tektro Volans	<b>Brake levers</b>	
	<b>Parking brake</b>	Avid Single digit 3 (V Brake)	Avid BB7 160mm Disc Brake	Avid Single digit 3 (V Brake)	Avid BB7 160mm Disc Brake	Avid Single digit 3 (V Brake)	Avid BB7 160mm Disc Brake	n/a	n/a	<b>Parking brake</b>	
	<b>Parking brake lever</b>	Independent lever	Independent lever	Independent lever	Independent lever	Independent lever	Independent lever	n/a	n/a	<b>Parking brake lever</b>	
	<b>Front derailleur</b>	Microshift Triple	Microshift Triple	SRAM X7	Microshift Triple	SRAM X7	Microshift Triple	Microshift Triple	SRAM Rival	<b>Front derailleur</b>	
	<b>Rear derailleur</b>	SRAM X5	SRAM X9	SRAM X7	SRAM X9	SRAM X7	SRAM X9	SRAM X9	SRAM XX	<b>Rear derailleur</b>	
	<b>Shifters</b>	SRAM X5 Twist grip	SRAM TT500 bar end	SRAM X5 Twist grip	SRAM TT500 bar end	SRAM X5 Twist grip	SRAM TT500 bar end	SRAM TT500 bar end	SRAM TT900 bar end carbon	<b>Shifters</b>	
	<b>Chainset</b>	Truvativ Isoflow Road 30/42/52 170mm	Truvativ Elita 30/39/50 170mm	Truvativ Firex 26/36/48 170mm	Truvativ Elita 30/39/50 170mm	Truvativ Firex 26/36/48 170mm	Truvativ Elita 30/39/50 170mm	Truvativ Elita 30/39/50 170mm	SRAM Force Carbon 34-50 170mm	<b>Chainset</b>	
	<b>Cassette</b>	SRAM PG 950 11-32 9 speed	SRAM PG 1070 11-36 10 Speed	ICE custom Capreo 9-32 9 speed	ICE custom 9-34 10 speed	ICE custom Capreo 9-32 9 speed	ICE custom 9-34 10 speed	SRAM PG 1070 11-36 10 Speed	SRAM XG 1080 11-36 10 Speed	<b>Cassette</b>	
	<b>Gear range</b>	23.3" -117.6" (1.89m - 9.4m)	20.73" -113.08" (1.65m - 9.02m)	15.7" -103.5" (1.255m - 8.28m)	17.1" - 107.82" (1.36m - 8.60)	15.7" -103.5" (1.255m - 8.28m)	17.1" - 107.82" (1.36m - 8.60)	22.50" - 122.72" (1.80m - 9.79m)	25.50" - 122.72" (2.03m - 9.79m)	<b>Gear range</b>	
	<b>Idler</b>	ICE lightweight with twin sealed ball bearings	ICE lightweight with twin sealed ball bearings	ICE lightweight with twin sealed ball bearings	ICE lightweight with twin sealed ball bearings	ICE lightweight with twin sealed ball bearings	ICE lightweight with twin sealed ball bearings	ICE Speed-Tech	ICE Speed-Tech	<b>Idler</b>	
	<b>Front wheel axles</b>	Hi-tensile steel	Hi-tensile steel	Hi-tensile steel	Hi-tensile steel	Hi-tensile steel	Hi-tensile steel	Hi-tensile steel	Titanium	<b>Front wheel axles</b>	
	<b>Handlebars</b>	ICE Adjustable quad bend	ICE Adjustable quad bend	ICE Adjustable quad bend	ICE Adjustable quad bend	ICE Adjustable quad bend	ICE Adjustable quad bend	ICE Custom Lightweight One-piece	ICE Custom Lightweight One-piece	<b>Handlebars</b>	
	<b>Rear rack mounts</b>	Yes	Yes	Yes	Yes	Yes	Yes	Yes	Yes	<b>Rear rack mounts</b>	
<b>Bottle mounts</b>	Front boom + Frame	Front boom + Frame	Front boom + Frame	Front boom + Frame	Front boom + Frame	Front boom + Frame	Front boom + Frame + Seat x 2	Front boom + Frame + Seat x 2	<b>Bottle mounts</b>		
<b>Standard fit Accessories</b>	<b>Flag</b>	ICE reflective, 3 piece pole	ICE reflective, 3 piece pole	ICE reflective, 3 piece pole	ICE reflective, 3 piece pole	ICE reflective, 3 piece pole	ICE reflective, 3 piece pole	ICE reflective, 3 piece pole	ICE reflective, 3 piece pole	<b>Flag</b>	
	<b>Mirror</b>	Mountain Mirrycle	Zefal	Mountain Mirrycle	Zefal	Mountain Mirrycle	Zefal	Zefal	Zefal	<b>Mirror</b>	

\*Varies depending on setup for individual riders. \*\*Weights quoted are for models in standard configuration and do not include pedals.

For full model specifications please visit our website at: [www.icetrikes.co](http://www.icetrikes.co)

# Keep in touch...

The best way to appreciate an ICE trike is to get on one and ride!  
Contact your local dealer to arrange a test ride.

Contact us by email: [sales@icetrikes.co](mailto:sales@icetrikes.co)  
For general info and sales (UK 9:30 to 17:30)  
+44(0)1326 378848

Inspired Cycle Engineering Ltd  
Unit 15 Tregonigge Industrial Estate  
Falmouth, Cornwall. TR11 4SN

[www.icetrikes.co](http://www.icetrikes.co)



Find your local dealer at:

[www.icetrikes.co/dealers](http://www.icetrikes.co/dealers)



Read what others say about ICE trikes at:

[www.facebook.com/icetrikes](https://www.facebook.com/icetrikes)



Watch films of ICE trikes in action at:

[www.youtube.com/icetrikes](https://www.youtube.com/icetrikes)

Get the free mobile app to scan QR codes at:  
<http://gettag.mobi>

We offer a limited warranty on all new ICE trikes.

The warranty is available to the original owner for 10 years from the date of purchase. It guarantees that the frame, seat, and steering components are free from material and manufacturing defects. As long as the trike has been ridden appropriately and has been kept properly maintained, we will replace or repair any defective parts.

For complete details and specifics of the warranty please visit our website at:  
[www.icetrikes.co](http://www.icetrikes.co)

Brochure Issue T6. All photos, illustrations, colours, weights, and specifications contained in this catalogue are based on the latest production information at the time of publication. ICE reserves the right to make changes at any time, without notice, in colours, materials, equipment, specifications, and models. Any variations in colours shown may be due to the reproductive variations of the printing process. Some models may be shown with optional equipment. Please check model availability and full specification with your dealer prior to ordering.






Digital Concept Only





Inspired Cycle Engineering  
[www.icetrikes.co](http://www.icetrikes.co)



Produced in the UK

